





# St Joseph's EYFS Unit Long Term Plan 24-25- Reception age



	Autumn 1	Autumn 2	Spring 1	Spring 2	Summer 1	Summer 2
<p>General Themes</p> <p><i>NB: These themes may be adapted at various points to allow for children's interests to flow through the provision</i></p> <p><b>WELL-BEING &amp; Involvement</b></p>	<p>Colour</p> <p>The Colour Monster Elmer Brown Bear The Enormous Turnip (Harvest) Wacky Races</p>	<p>Celebrations</p> <p>Rama and Sita The Runaway Chapatti The Gingerbread Man Hansel &amp; Gretel The Christmas Story</p>	<p>Amazing Animals</p> <p>Owl Babies Lost and Found Lunar New Year</p>	<p>Amazing Animals &amp; Growing</p> <p>Dear Zoo Farmer Duck All about Spring The Easter story</p>	<p>Water</p> <p>The Lighthouse Keepers Lunch Rainbow Fish Billy's Bucket The Night Pirates</p>	<p><b>Familiar Stories</b></p> <p>The Three Little Pigs The Snail and the Whale Goldilocks The Hungry Caterpillar</p>
<p><b>'Wow' moments / Enrichment Weeks</b></p>	<p>Autumn Walk Harvest Time Birthdays Favourite Songs</p>	<p>Remembrance Day</p> <p>Diwali cooking</p> <p>Christmas activities</p>	<p>Lunar New Year (Jan) LENT</p> <p>Valentine's Day Internet Safety Day</p>	<p>Planting seeds Easter time Mother's Day Science Week Eater Egg Hunt</p>	<p>Picnic Under the Sea - singing songs and sea shanties Pirate Day</p>	<p>School Trip TBC Father's Day</p>



	Autumn 1	Autumn 2	Spring 1	Spring 2	Summer 1	Summer 2
GENERAL THEMES	Colour	Celebrations	Amazing Animals	Amazing Animals & Growing	Water	Familiar Stories
   Over Arching Principles	<b>Characteristics of Effective Learning</b>					
	<p><b>Playing and exploring:</b> - Children investigate and experience things, and 'have a go'. Children who actively participate in their own play develop a larger store of information and experiences to draw on which positively supports their learning</p> <p><b>Active learning:</b> - Children concentrate and keep on trying if they encounter difficulties. They are proud of their own achievements. For children to develop into self-regulating, lifelong learners they are required to take ownership, accept challenges and learn persistence.</p> <p><b>Creating and thinking critically:</b> - Children develop their own ideas and make links between these ideas. They think flexibly and rationally, drawing on previous experiences which help them to solve problems and reach conclusions.</p>					
<p><b>Unique Child:</b> Every child is unique and has the potential to be resilient, capable, confident and self-assured.</p> <p><b>Positive Relationships:</b> Children flourish with warm, strong &amp; positive partnerships between all staff and parents/carers. This promotes independence across the EYFS curriculum. Children and practitioners are NOT alone - embrace each community.</p> <p><b>Enabling environments:</b> Children learn and develop well in safe and secure environments where routines are established and where adults respond to their individual needs and passions and help them to build upon their learning over time.</p> <p><b>Learning and Development:</b> Children develop and learn at different rates (not in different ways as it stated 2017). We must be aware of children who need greater support than others.</p> <p><i>PLAY: At St Joseph's, we understand that children learn best when they are absorbed, interested and active. We understand that active learning involves other children, adults, objects, ideas, stimuli and events that aim to engage and involve children for sustained periods. We believe that Early Years education should be as practical as possible and therefore , we are proud that our EYFS setting has an underlying ethos of 'Learning through play. PLAY is essential for children's development across all areas. Play builds on children's confidence as they learn to explore, to relate to others around them and develop relationships , set their own goals and solve problems. Children learn by leading their own play and by taking part in play which is guided by adults.'. EYFS Team</i></p> <p style="text-align: center;"><b><i>We will ensure that all children learn and develop well and are kept healthy and safe at ALL times.</i></b></p>						



	Autumn 1	Autumn 2	Spring 1	Spring 2	Summer 1	Summer 2
General Themes	Colour	Celebrations	Amazing animals	Amazing animals & Growing	Water	Familiar Stories
<b>Communication and Language</b> Talk to parents about what language they speak at home, try and learn a few key words and celebrate multilingualism in your setting.	The development of children's spoken language underpins all seven areas of learning and development. Children's <b>back-and-forth interactions</b> from an early age form the foundations for language and cognitive development. The number and quality of the conversations they have with adults and peers throughout the day in a <b>language-rich environment</b> is crucial. By commenting on what children are interested in or doing, and echoing back what they say with <b>new vocabulary added</b> , practitioners will build children's language effectively. <b>Reading frequently to children</b> , and <b>engaging them actively in stories</b> , non-fiction, rhymes and poems, and then providing them with extensive opportunities to use and <b>embed new words in a range of contexts</b> , will give children the opportunity to thrive. Through <b>conversation, story-telling and role play</b> , where children <b>share their ideas</b> with support and <b>modelling</b> from their teacher, and sensitive questioning that invites them to elaborate, children become comfortable using a <b>rich range of vocabulary and language structures</b> .					
Whole EYFS Focus - C&L is developed throughout the year through high quality interactions, daily group discussions, sharing circles, PSHE times, stories, singing, speech and language interventions, Pie Corbett T4W actions, EYFS productions, assemblies and weekly interventions.	Understand how to listen carefully and why listening is important.  Describe events in some detail. Develop social phrases  Engage in story times  Listen to and talk about stories to build familiarity and understanding. Learn rhymes, poems and songs.  Listen carefully to rhymes and songs, paying attention to how they sound.	Engage in story times  Listen to and talk about stories to build familiarity and understanding.  Learn rhymes, poems and songs  Learn new vocabulary  Use new vocabulary through the day.  Listen carefully to rhymes and songs, paying attention to how they sound.	Articulate their ideas and thoughts in well-formed sentences  Connect one idea or action to another using a range of connectives.  Engage in non-fiction books.  Listen to and talk about selected non-fiction to develop a deep familiarity with new knowledge and vocabulary  Learn rhymes, poems and songs	Articulate their ideas and thoughts in well-formed sentences  Connect one idea or action to another using a range of connectives.  Engage in non-fiction books.  Listen to and talk about selected non-fiction to develop a deep familiarity with new knowledge and vocabulary  Learn rhymes, poems and songs	Ask questions to find out more and to check they understand what has been said to them.  Use talk to help work out problems and organise thinking and activities, and to explain how things work and why they might happen  Retell the story, once they have developed a deep familiarity with the text, some as exact repetition and some in their own words.  Use new vocabulary in different contexts. Learn rhymes, poems and songs	Ask questions to find out more and to check they understand what has been said to them.  Use talk to help work out problems and organise thinking and activities, and to explain how things work and why they might happen  Retell the story, once they have developed a deep familiarity with the text, some as exact repetition and some in their own words.  Use new vocabulary in different contexts.  Learn rhymes, poems and songs



	Autumn 1	Autumn 2	Spring 1	Spring 2	Summer 1	Summer 2
General Themes	Colour	Celebrations	Amazing animals	Amazing Animals & Growing	Water	Familiar Stories
Personal, Social and Emotional Development	<p>Children's personal, social and emotional development (PSED) is <b>crucial for children to lead healthy and happy lives</b>, and is fundamental to their cognitive development. Underpinning their personal development are the important attachments that <b>shape their social world</b>. Strong, warm and supportive relationships with adults enable children to learn how to <b>understand their own feelings and those of others</b>. Children should be supported to <b>manage emotions, develop a positive sense of self, set themselves simple goals, have confidence in their own abilities, to persist</b> and wait for what they want and direct attention as necessary. Through adult modelling and guidance, they will learn <b>how to look after their bodies, including healthy eating</b>, and manage personal needs independently. Through supported interaction with other children, they learn how to make good friendships, co-operate and resolve conflicts peaceably. These attributes will provide a secure platform from which <b>children can achieve at school and in later life</b>.</p>					
Managing Self	What it is to feel green and blue		What it is to feel red and yellow		What we can do for ourselves to get into the right zone for different activities.	
Self - Regulation  Link to Zones of Regulation  Nursery - Green	See themselves as a valuable individual.  Build constructive and respectful relationships.  Express their feelings and consider the feelings of others.  Manage their own needs. • Personal hygiene	See themselves as a valuable individual.  Build constructive and respectful relationships.  Express their feelings and consider the feelings of others.  Manage their own needs.	Show resilience and perseverance in the face of challenge.  Identify and moderate their own feelings socially and emotionally.  Think about the perspectives of others.  Manage their own needs.	Show resilience and perseverance in the face of challenge.  Identify and moderate their own feelings socially and emotionally.  Think about the perspectives of others.  Manage their own needs.	Know and talk about the different factors that support their overall health and wellbeing: • regular physical activity • healthy eating • toothbrushing • sensible amounts of 'screen time' • having a good sleep routine • being a safe pedestrian  Manage their own needs.	Know and talk about the different factors that support their overall health and wellbeing: • regular physical activity • healthy eating • toothbrushing • sensible amounts of 'screen time' • having a good sleep routine • being a safe pedestrian  Manage their own needs.

	Autumn 1	Autumn 2	Spring 1	Spring 2	Summer 1	Summer 2
General Themes	All About me!	Celebrations	Amazing Animals	Amazing Animals & Growing	Water	Familiar Stories
<b>Physical development</b>  Fine motor Continuously check the process of children's handwriting (pencil grip and letter formation, including directionality). Provide extra help and guidance when needed.  Daily opportunities for Fine Motor Activities  Gross motor	<p>Physical activity is <b>vital</b> in children's all-round development, enabling them to <b>pursue happy, healthy and active lives</b>. Gross and fine motor experiences develop incrementally throughout early childhood, starting with <b>sensory explorations</b> and the development of a <b>child's strength, co-ordination and positional awareness</b> through tummy time, crawling and play movement with both objects and adults. By creating games and providing opportunities for play both indoors and outdoors, adults can support children to develop their <b>core strength, stability, balance, spatial awareness</b>, co-ordination and agility. Gross motor skills provide the foundation for developing healthy bodies and social and emotional well-being. <b>Fine motor control and precision helps with hand-eye co-ordination</b>, which is later linked to <b>early literacy</b>. Repeated and varied opportunities to explore and play with small world activities, puzzles, arts and crafts and the practice of using small tools, with feedback and support from adults, allow children to develop <b>proficiency, control and confidence</b>.</p> <p>Progress towards a more fluent style of moving, with developing control and grace</p> <p>Develop their small motor skills so that they can use a range of tools competently, safely and confidently. Suggested tools: pencils for drawing and writing, paintbrushes, scissors, knives, forks and spoons</p> <p>Develop the foundations of a handwriting style which is fast, accurate and efficient.</p> <p>Revise and refine the fundamental movement skills they have already acquired: • rolling • crawling • walking • jumping • running • hopping • skipping • climbing</p> <p>Develop the overall body strength, co-ordination, balance and agility needed to engage successfully with future physical education sessions and other physical disciplines including dance, gymnastics, sport and swimming.</p> <p>Use their core muscle strength to achieve a good posture when sitting at a table or sitting on the floor.</p> <p>Combine different movements with ease and fluency.</p> <p>Confidently and safely use a range of large and small apparatus indoors and outside, alone and in a group.</p> <p>Develop overall body-strength, balance, co-ordination and agility. Further develop and refine a range of ball skills including: throwing, catching, kicking, passing, batting, and aiming.</p> <p>Develop confidence, competence, precision and accuracy when engaging in activities that involve a ball</p> <p>Further develop the skills they need to manage the school day successfully: • lining up and queuing • mealtimes</p>					
	Walking	Hands Nursery Rhymes	High, Low, Under Moving	Hands	Feet Jumping	Games for Understanding Rackets, Bats and Balls



	Autumn 1	Autumn 2	Spring 1	Spring 2	Summer 1	Summer 2
General Themes	Colour	Celebrations	Amazing animals	Amazing animals & Growing	Water	Familiar Stories
<p><b>Literacy</b></p> <p>Comprehension</p> <ul style="list-style-type: none"> <li>- Developing a passion for reading</li> </ul> <p>Children will visit the School library weekly</p> <ul style="list-style-type: none"> <li>- Letters and Sounds Revised Little Wandle</li> </ul> <p>Writing</p> <p>Texts may change due to children's interests</p> <p>Only ask children to write sentences when they have sufficient knowledge of letter-sound correspondences</p>	<p>It is crucial for children to develop a <b>life-long love of reading</b>. Reading consists of two dimensions: <b>language comprehension and word reading</b>. Language comprehension (necessary for both reading and writing) starts from birth. It only develops when adults talk with children about the world around them and the books (stories and non-fiction) they read with them, and <b>enjoy rhymes, poems and songs together</b>. Skilled word reading, taught later, involves both the speedy working out of the pronunciation of unfamiliar printed words (<b>decoding</b>) and the <b>speedy recognition of familiar printed words</b>. Writing involves <b>transcription</b> (spelling and handwriting) and composition (articulating ideas and structuring them in speech, before writing)</p>					
	<p>Read individual letters by saying the sounds for them.</p> <p>Blend sounds into words, so that they can read short words made up of known letter– sound correspondences.</p> <p>Read some letter groups that each represent one sound and say sounds for them.</p> <p>Read a few common exception words matched to the school's phonic programme</p> <p>Form lower-case and capital letters correctly.</p> <p>Spell words by identifying the sounds and then writing the sound with letter/s.</p>	<p>Blend sounds into words, so that they can read short words made up of known letter– sound correspondences.</p> <p>Read some letter groups that each represent one sound and say sounds for them.</p> <p>Read a few common exception words matched to the school's phonic programme</p> <p>Form lower-case and capital letters correctly.</p> <p>Spell words by identifying the sounds and then writing the sound with letter/s</p>	<p>Read simple phrases and sentences made up of words with known letter–sound correspondences and, where necessary, a few exception words.</p> <p>Re-read these books to build up their confidence in word reading, their fluency and their understanding and enjoyment.</p> <p>Read a few common exception words matched to the school's phonic programme</p> <p>Form lower-case and capital letters correctly.</p> <p>Spell words by identifying the sounds and then writing the sound with letter/</p>	<p>Read simple phrases and sentences made up of words with known letter–sound correspondences and, where necessary, a few exception words.</p> <p>Re-read these books to build up their confidence in word reading, their fluency and their understanding and enjoyment.</p> <p>Read a few common exception words matched to the school's phonic programme</p> <p>Form lower-case and capital letters correctly.</p> <p>Spell words by identifying the sounds and then writing the sound with letter/s</p>	<p>Read simple phrases and sentences made up of words with known letter–sound correspondences and, where necessary, a few exception words.</p> <p>Re-read these books to build up their confidence in word reading, their fluency and their understanding and enjoyment.</p> <p>Read a few common exception words matched to the school's phonic programme</p> <p>Write short sentences with words with known sound-letter correspondences using a capital letter and full stop.</p> <p>Re-read what they have written to check that it makes sense</p>	<p>Read simple phrases and sentences made up of words with known letter–sound correspondences and, where necessary, a few exception words.</p> <p>Re-read these books to build up their confidence in word reading, their fluency and their understanding and enjoyment.</p> <p>Read a few common exception words matched to the school's phonic programme</p> <p>Write short sentences with words with known sound-letter correspondences using a capital letter and full stop.</p> <p>Re-read what they have written to check that it makes sense.</p>
<p><b>Reception - Little Wandle Letters and Sounds</b></p>						



	Autumn 1	Autumn 2	Spring 1	Spring 2	Summer 1	Summer 2
General Themes	Colour	Celebrations	Amazing Animals	Amazing animals & Growing	Water	Familiar Stories
<p><b>Maths</b>  <i>"Without mathematics, there's nothing you can do. Everything around you is mathematics. Everything around you is numbers."</i> – <b>Shakuntala Devi</b></p> <p><b>Mathematics Mastery</b></p>	<p>Count objects, actions and sounds.</p> <p>Subitise</p> <p>Link the number symbol (numeral) with its cardinal number value.</p> <p>Compare numbers</p>	<p>Count objects, actions and sounds.</p> <p>Subitise</p> <p>Link the number symbol (numeral) with its cardinal number value.</p> <p>Compare numbers</p> <p>Understand the 'one more than/one less than' relationship between consecutive numbers.</p> <p>Explore the composition of numbers to 10.</p> <p>Compare length, weight and capacity.</p>	<p>Count objects, actions and sounds.</p> <p>Subitise</p> <p>Link the number symbol (numeral) with its cardinal number value.</p> <p>Compare numbers</p> <p>Understand the 'one more than/one less than' relationship between consecutive numbers.</p> <p>Explore the composition of numbers to 10.</p> <p>Select, rotate and manipulate shapes to develop spatial reasoning skills.</p> <p>Compose and decompose shapes so that children recognise a shape can have other shapes within it, just as numbers can.</p>	<p>Count objects, actions and sounds.</p> <p>Subitise</p> <p>Link the number symbol (numeral) with its cardinal number value.</p> <p>Compare numbers</p> <p>Count beyond ten</p> <p>Automatically recall number bonds for numbers 0–5 and some to 10.</p>	<p>Count objects, actions and sounds.</p> <p>Subitise</p> <p>Link the number symbol (numeral) with its cardinal number value.</p> <p>Compare numbers</p> <p>Count beyond ten</p> <p>Continue, copy and create repeating patterns.</p> <p>Compare length, weight and capacity.</p> <p>Automatically recall number bonds for numbers 0–5 and some to 10.</p>	<p>Count objects, actions and sounds.</p> <p>Subitise</p> <p>Link the number symbol (numeral) with its cardinal number value.</p> <p>Compare numbers</p> <p>Count beyond ten</p> <p>Continue, copy and create repeating patterns.</p> <p>Select, rotate and manipulate shapes to develop spatial reasoning skills.</p> <p>Compose and decompose shapes so that children recognise a shape can have other shapes within it, just as numbers can.</p>



	Autumn 1	Autumn 2	Spring 1	Spring 2	Summer 1	Summer 2
General Themes	Colour	Celebrations	Amazing Animals	Amazing animals & Growing	Water	Familiar Stories
<p><b>Understanding the world RE / Festivals</b></p> <p>Children will have opportunity to develop their emerging moral and cultural awareness.</p>	<p>Talk about members of their immediate family and community</p> <p>Name and describe people who are familiar to them.</p> <p>Explore the natural world around them.</p> <p>Describe what they see, hear and feel whilst outside.</p> <p>Understand the effect of changing seasons on the natural world around them.</p>	<p>Understand that some places are special to members of their community</p> <p>Recognise that people have different beliefs and celebrate special times in different ways</p> <p>Comment on images of familiar situations in the past</p> <p>Comment on images of familiar situations in the past</p>	<p>Understand the effect of changing seasons on the natural world around them.</p> <p>Describe what they see, hear and feel whilst outside.</p> <p>Recognise some environments that are different from the one in which they live.</p> <p>Recognise some similarities and differences between life in this country and life in other countries.</p>	<p>Understand the effect of changing seasons on the natural world around them.</p> <p>Describe what they see, hear and feel whilst outside.</p> <p>Recognise some environments that are different from the one in which they live.</p> <p>Compare and contrast characters from stories, including figures from the past.</p>	<p>Draw information from a simple map</p> <p>Recognise some similarities and differences between life in this country and life in other countries.</p> <p>Recognise some environments that are different from the one in which they live.</p>	<p>Draw information from a simple map</p> <p>Compare and contrast characters from stories, including figures from the past.</p> <p>Recognise some similarities and differences between life in this country and life in other countries.</p> <p>Recognise some environments that are different from the one in which they live.</p>
	The very Beginnings	Advent to Christmas	Galilee to Jerusalem.	Desert to Garden	To the Ends of the Earth	Sacramental People  The Lord's Prayer













	Autumn 1	Autumn 2	Spring 1	Spring 2	Summer 1	Summer 2
General Themes	Colour	Celebrations	Amazing Animals	Amazing Animals & Growing	Water	Familiar Stories
Expressive Arts and Design	<p>The development of children's artistic and cultural awareness supports <b>their imagination and creativity</b>. It is important that children have regular opportunities to <b>engage with the arts</b>, enabling them to explore and play with a wide range of <b>media and materials</b>. The quality and variety of what children see, hear and participate in is crucial for developing their understanding, <b>self-expression, vocabulary and ability to communicate through the arts</b>. The frequency, repetition and depth of their experiences are fundamental to their progress in interpreting and appreciating what they hear, respond to and observe.</p> <p>Give children an insight into new musical worlds. Invite musicians in to play music to children and talk about it. Encourage children to listen attentively to music. Discuss changes and patterns as a piece of music develops.</p>					
<p><i>Painting, 3D modelling, messy play, collage, cutting, drama, role play, threading, moving to music, clay sculptures, following music patterns with instruments, singing songs linked to topics, making instruments, percussion.</i></p> <p><i>Children to produce a piece of art work each half term to be displayed for 'Celebration wall' for school / parents to show how drawings have developed - lots of links to Fine Motor Skills. Children to explain their work to others. Children will have opportunities to learn and perform songs, nursery rhymes and poetry linked to their work / interests and passions.</i></p>	<p>Return to and build on their previous learning, refining ideas and developing their ability to represent them.</p> <p>Sing in a group or on their own, increasingly matching the pitch and following the melody.</p>	<p>Return to and build on their previous learning, refining ideas and developing their ability to represent them.</p> <p>Sing in a group or on their own, increasingly matching the pitch and following the melody.</p>	<p>Return to and build on their previous learning, refining ideas and developing their ability to represent them</p> <p>Create collaboratively, sharing ideas, resources and skills.</p>	<p>Express their ideas and feelings.</p> <p>Return to and build on their previous learning, refining ideas and developing their ability to represent them</p> <p>Create collaboratively, sharing ideas, resources and skills.</p> <p>Develop storylines in their pretend play.</p>	<p>Express their ideas and feelings.</p> <p>Return to and build on their previous learning, refining ideas and developing their ability to represent them</p> <p>Listen attentively, move to and talk about music, expressing their feelings and responses.</p> <p>Watch and talk about dance and performance art, expressing their feelings and responses. (dances from other countries)</p> <p>Develop storylines in their pretend play.</p> <p>Explore and engage in music making and dance, performing solo or in groups</p>	<p>Express their ideas and feelings.</p> <p>Return to and build on their previous learning, refining ideas and developing their ability to represent them</p> <p>Listen attentively, move to and talk about music, expressing their feelings and responses.</p> <p>Develop storylines in their pretend play.</p> <p>Explore and engage in music making and dance, performing solo or in groups</p>





# Early Learning Goals - Reception aged children will be assessed against the Early Learning Goals.



Communication and Language	Personal, social, emotional development	Physical Development	Literacy	Maths	Understanding the World	Expressive arts and design
<p><b>ELG: Listening, Attention and Understanding</b></p> <p>Listen attentively and respond to what they hear with relevant questions, comments and actions when being read to and during whole class discussions and small group interactions</p> <p>Make comments about what they have heard and ask questions to clarify their understanding</p> <p>Hold conversation when engaged in back-and-forth exchanges with their teacher and peers</p> <p><b>ELG: Speaking</b></p> <p>Participate in small group, class and one-to-one discussions, offering their own ideas, using recently introduced vocabulary.</p> <p>Offer explanations for why things might happen, making use of recently introduced vocabulary from stories, non-fiction, rhymes and poems when appropriate.</p> <p>Express their ideas and feelings about their experiences using full sentences, including use of past, present and future tenses and making use of conjunctions, with modelling and support from their teacher.</p> 	<p><b>ELG: Self-Regulation</b></p> <p>Show an understanding of their own feelings and those of others, and begin to regulate their behaviour accordingly.</p> <p>Set and work towards simple goals, being able to wait for what they want and control their immediate impulses when appropriate.</p> <p>Give focused attention to what the teacher says, responding appropriately even when engaged in activity, and show an ability to follow instructions involving several ideas or actions.</p> <p><b>ELG: Managing Self</b></p> <p>Be confident to try new activities and show independence, resilience and perseverance in the face of challenge.</p> <p>Explain the reasons for rules, know right from wrong and try to behave accordingly.</p> <p>Manage their own basic hygiene and personal needs, including dressing, going to the toilet and understanding the importance of healthy food choices.</p> <p><b>ELG: Building Relationships</b></p> <p>Work and play cooperatively and take turns with others.</p> <p>Form positive attachments to adults and friendships with peers.</p> <p>Show sensitivity to their own and to others' needs.</p>	<p><b>ELG: Gross Motor Skills</b></p> <p>Negotiate space and obstacles safely, with consideration for themselves and others.</p> <p>Demonstrate strength, balance and coordination when playing.</p> <p>Move energetically, such as running, jumping, dancing, hopping, skipping and climbing.</p> <p><b>ELG: Fine Motor Skills</b></p> <p>Hold a pencil effectively in preparation for fluent writing - using the tripod grip in almost all cases.</p> <p>Use a range of small tools, including scissors, paint brushes and cutlery.</p> <p>Begin to show accuracy and care when drawing.</p> 	<p><b>ELG: Comprehension</b></p> <p>Demonstrate understanding of what has been read to them by retelling stories and narratives using their own words and recently introduced vocabulary.</p> <p>Anticipate - where appropriate - key events in stories.</p> <p>Use and understand recently introduced vocabulary during discussions about stories, non-fiction, rhymes and poems and during role-play.</p> <p><b>ELG: Word Reading</b></p> <p>Say a sound for each letter in the alphabet and at least 10 digraphs.</p> <p>Read words consistent with their phonic knowledge by sound-blending.</p> <p>Read aloud simple sentences and books that are consistent with their phonic knowledge, including some common exception words.</p> <p><b>ELG: Writing</b></p> <p>Write recognisable letters, most of which are correctly formed.</p> <p>Spell words by identifying sounds in them and representing the sounds with a letter or letters.</p> <p>Write simple phrases and sentences that can be read by others.</p> 	<p><b>ELG: Number</b></p> <p>Have a deep understanding of number to 10, including the composition of each number:</p> <p>Subitise (recognise quantities without counting) up to 5; - Automatically recall (without reference to rhymes, counting or other aids) number bonds up to 5 (including subtraction facts) and some number bonds to 10, including double facts.</p> <p><b>ELG: Numerical Patterns</b></p> <p>Verbally count beyond 20, recognising the pattern of the counting system; - Compare quantities up to 10 in different contexts, recognising when one quantity is greater than, less than or the same as the other quantity.</p> <p>Explore and represent patterns within numbers up to 10, including evens and odds, double facts and how quantities can be distributed equally.</p> 	<p><b>ELG: Past and Present</b></p> <p>Talk about the lives of the people around them and their roles in society.</p> <p>Know some similarities and differences between things in the past and now, drawing on their experiences and what has been read in class.</p> <p>Understand the past through settings, characters and events encountered in books read in class and storytelling.</p> <p><b>ELG: People, Culture and Communities</b></p> <p>Describe their immediate environment using knowledge from observation, discussion, stories, non-fiction texts and maps.</p> <p>Know some similarities and differences between different religious and cultural communities in this country, drawing on their experiences and what has been read in class.</p> <p>Explain some similarities and differences between life in this country and life in other countries, drawing on knowledge from stories, non-fiction texts and - when appropriate - maps.</p> <p><b>ELG: The Natural World</b></p> <p>Explore the natural world around them, making observations and drawing pictures of animals and plants.</p> <p>Know some similarities and differences between the natural world around them and contrasting environments, drawing on their experiences and what has been read in class.</p> <p>Understand some important processes and changes in the natural world around them, including the seasons and changing states of matter.</p>  	<p><b>ELG: Creating with Materials</b></p> <p>Safely use and explore a variety of materials, tools and techniques, experimenting with colour, design, texture, form and function.</p> <p>Share their creations, explaining the process they have used; - Make use of props and materials when role playing characters in narratives and stories.</p> <p><b>ELG: Being Imaginative and Expressive</b></p> <p>Invent, adapt and recount narratives and stories with peers and their teacher.</p> <p>Sing a range of well-known nursery rhymes and songs; Perform songs, rhymes, poems and stories with others, and - when appropriate - try to move in time with music.</p>